


**JAWAHARLAL COLLEGE OF ENGINEERING AND TECHNOLOGY, KERALA
BALANCE SHEET**

Particulars		Schedule	As at	
			31.03.2017	31.03.2016
			₹	₹
1	<u>SOURCE OF FUNDS</u>			
	[1] <u>CAPITAL</u>			
	Capital	1	50,42,91,728	45,96,80,485
	[2] <u>SECURED LOAN</u>	2	12,43,290	23,93,108
	[3] <u>CURRENT LIABILITIES</u>			
	(a) Sundry Creditors	3	29,59,459	27,39,888
	(b) Other Liabilities	4	2,36,32,717	2,25,24,107
			2,65,92,176	2,52,63,995
	Total		53,21,27,194	48,73,37,588
2	<u>APPLICATION OF FUNDS</u>			
	[1] <u>FIXED ASSETS</u>	5	27,93,81,294	29,91,63,738
	[2] <u>TRUST ACCOUNT</u>		23,01,09,480	16,43,25,734
	[3] <u>CURRENT ASSETS, LOANS AND ADVANCES</u>			
	(a) Sundry Debtors	6	1,60,36,867	93,73,579
	(b) Cash & Bank Balances	7	59,76,310	1,18,10,389
	(c) Loans and Advances	8	6,23,243	26,64,148
			2,26,36,420	2,38,48,116
	Total		53,21,27,194	48,73,37,588

As per our report of even date annexed
For Bindu Suresh Kumar & Associates
Chartered Accountants

For and on behalf of the Trust



E. Sureshkumar
Partner M.No: 055395

Managing Trustee

Trustee

Place: Coimbatore


Date: 12.07.2017


JAWAHARLAL COLLEGE OF ENGINEERING AND TECHNOLOGY, KERALA
INCOME & EXPENDITURE ACCOUNT

Particulars	Schedule	Year Ended	
		31.03.2017	31.03.2016
		(Rupees)	(Rupees)
INCOME			
(a) Fees Received		14,10,43,420	15,56,67,506
(b) Other Income	9	4,31,89,943	4,49,05,603
(c) Interest Received		9,54,886	1,81,926
A Total Income (a to c)		18,51,88,249	20,07,55,035
EXPENSES			
(a) Employee Benefits	10	6,73,78,829	6,25,63,524
(b) Students Welfare	11	2,35,47,568	2,23,45,609
(c) Advertisement Charges		3,860	61,61,359
(d) Repairs & Maintenance	12	65,27,894	85,94,192
(e) Printing and Stationery		4,45,392	13,42,383
(f) Power & Fuel	13	35,18,745	30,60,428
(g) Application and Affiliation Fees	14	35,89,150	27,87,996
(h) Communication Expenses		9,91,951	7,33,233
(i) Subscription and Periodicals		11,69,250	3,48,064
(j) General Expenses	15	29,60,623	33,52,946
(k) Interest and Bank Charges	16	2,15,112	3,74,947
(l) Depreciation		3,02,28,631	3,34,47,932
B Total Expenditure (a to l)		14,05,77,005	14,51,12,612
EXCESS OF INCOME OVER EXPENDITURE (A-B)		4,46,11,244	5,56,42,423

As per our report of even date annexed
For Bindu Suresh Kumar & Associates
Chartered Accountants

For and on behalf of the Trust


Bindu Suresh Kumar
Partner M.No: 55905 COIMBATORE




Managing Trustee



Trustee

Place: Coimbatore
Date : 12.07.2017

JAWAHARLAL COLLEGE OF ENGINEERING AND TECHNOLOGY, KERALA
SCHEDULES ANNEXED TO BALANCE SHEET

Particulars		As at	
		31.03.2017	31.03.2016
		₹	₹
Schedule - 1			
<u>CAPITAL</u>			
(a)	Opening Balance	45,96,80,485	40,40,38,062
	Add : Excess of Income over Expenditure	4,46,11,244	5,56,42,423
	Total	50,42,91,728	45,96,80,485
Schedule - 2			
<u>SECURED LOAN</u>			
(a)	ICICI BANK Ltd. CV Loans	1,02,466	3,97,399
(b)	ICICI BANK Ltd. CV Loans	81,257	3,15,165
(c)	ICICI BANK Ltd. CV Loans	5,29,783	8,40,272
(d)	ICICI BANK Ltd. CV Loans	5,29,783	8,40,272
	Total	12,43,290	23,93,108
Schedule - 3			
<u>SUNDRY CREDITORS</u>			
	Total	29,59,459	27,39,888
Schedule - 4			
<u>OTHER LIABILITIES</u>			
(a)	Salary Payable	46,41,932	44,52,021
(b)	ESI Contribution Payable	68,359	40,328
(c)	EPF Contribution Payable	2,34,063	1,85,133
(d)	Electricity Payable	3,68,190	4,04,810
(e)	Caution Deposit	1,79,11,432	1,69,50,432
(f)	SC-ST Scholarship	3,012	2,25,000
(g)	EMD And Retention	1,66,383	1,66,383
(h)	Canteen Deposit	1,00,000	1,00,000
(i)	NSS Account	1,39,346	-
	Total	2,36,32,717	2,25,24,107
Schedule - 5			
<u>FIXED ASSETS</u>			
(a)	Gross Block	30,96,09,925	33,26,11,670
	Less : Depreciation	3,02,28,631	3,34,47,932
	Total	27,93,81,294	29,91,63,738
Schedule - 6			
<u>SUNDRY DEBTORS</u>			
(a)	Fees Recievable	1,60,09,867	93,46,579
(b)	Rent Recievable	27,000	27,000
	Total	1,60,36,867	93,73,579

JAWAHARLAL COLLEGE OF ENGINEERING AND TECHNOLOGY

SCHEDULE - 5- FIXED ASSETS AS ON 31.03.2017

SL NO	ASSETS	WDV AS ON	ADDITIONS		DEDUCTIONS	TOTAL	RATE	DEPRECIATION			WDV AS ON
		01.04.2016	BEFORE SEP	AFTER SEP				UPTO SEP	AFTER SEP	TOTAL	31.03.2017
1	LAND	78,97,781	-	-	-	78,97,781	0%	-	-	-	78,97,781
	[A]	78,97,781	-	-	-	78,97,781	-	-	-	-	78,97,781
2	BUILDINGS										
	BUILDING-JCET	20,86,87,517	-	-	-	20,86,87,517	10%	2,08,68,752	-	2,08,68,752	18,78,18,765
	BUILDING-JCET-BOYS HOSTEL	3,00,34,523	-	-	-	3,00,34,523	10%	30,03,452	-	30,03,452	2,70,31,071
	ROAD	23,90,311	-	-	-	23,90,311	10%	2,39,031	-	2,39,031	21,51,280
	BUILDING-INDOOR STADIUM	-	-	72,37,444	-	72,37,444	10%	-	3,61,872	3,61,872	68,75,572
	[B]	24,11,12,351	-	72,37,444	-	24,83,49,795		2,41,11,235	3,61,872	2,44,73,107	22,38,76,688
3	AIR CONDITIONER	26,67,781	-	-	-	26,67,781	10%	2,66,778	-	2,66,778	24,01,003
4	CASH COUNTING MACHINE	9,112	-	-	-	9,112	10%	911	-	911	8,201
5	CCTV SYSTEM	2,12,204	21,341	-	-	2,33,545	10%	23,355	-	23,355	2,10,190
6	ELECTRICAL FITTINGS	27,71,042	36,315	2,06,529	-	30,13,886	10%	2,80,736	10,326	2,91,062	27,22,824
7	EPABX	4,27,380	-	-	-	4,27,380	10%	42,738	-	42,738	3,84,642
8	FIRE AND SAFETY EQUIPMENTS	14,20,978	37,350	-	-	14,58,328	10%	1,45,833	-	1,45,833	13,12,495
9	FURNITURE	1,12,03,845	6,90,427	2,81,508	-	1,21,75,780	10%	11,89,427	14,075	12,03,502	1,09,72,278
10	LAB EQUIPMENTS	92,85,161	51,404	3,09,750	-	96,46,315	10%	9,33,657	15,488	9,49,145	86,97,170
11	LIBRARY BOOKS	61,89,580	-	1,33,871	-	63,23,451	10%	6,18,958	6,694	6,25,652	56,97,799
12	LCD PROJECTOR	60,974	56,106	-	-	1,17,080	10%	11,708	-	11,708	1,05,372
13	LIFT	13,30,000	-	-	-	13,30,000	10%	1,33,000	-	1,33,000	11,97,000
14	OFFICE EQUIPMENTS	4,79,345	-	-	-	4,79,345	10%	47,935	-	47,935	4,31,410
15	PA SYSTEMS	45,963	-	-	-	45,963	10%	4,596	-	4,596	41,367
16	REFRIGERATOR	18,031	-	-	-	18,031	10%	1,803	-	1,803	16,228
17	TRANSFORMER	36,388	-	-	-	36,388	10%	3,639	-	3,639	32,749
18	TELEVISION	-	-	1,40,000	-	1,40,000	10%	-	7,000	7,000	1,33,000
19	WATER PURIFIERS	2,38,327	-	-	-	2,38,327	10%	23,833	-	23,833	2,14,494
20	XEROX MACHINE	1,22,067	-	-	-	1,22,067	10%	12,207	-	12,207	1,09,860
	[C]	3,65,18,178	8,92,943	10,71,658	-	3,84,82,779		37,41,114	53,583	37,94,697	3,46,88,082
21	AIR CRAFT	1,41,034	-	-	-	1,41,034	15%	21,155	-	21,155	1,19,879
22	GENERATOR	10,40,826	-	-	-	10,40,826	15%	1,56,124	-	1,56,124	8,84,702
23	MACHINERY AND TOOLS	9,38,704	-	-	-	9,38,704	15%	1,40,806	-	1,40,806	7,97,898
24	MOTOR VEHICLE	53,38,772	3,42,737	-	80000	56,01,509	15%	8,40,226	-	8,40,226	47,61,283
25	PRINTER	4,063	99,550	-	-	1,03,613	15%	15,542	-	15,542	88,071
26	UPS	7,47,012	-	-	-	7,47,012	15%	1,12,052	-	1,12,052	6,34,960

	[D]	82,10,411	4,42,287	-	80,000	85,72,698		12,85,905	-	12,85,905	72,86,793
27	COMPUTER	9,83,045	90,775	1,02,100	-	11,75,920	60%	6,44,292	30,630	6,74,922	5,00,998
	[E]	9,83,045	90,775	1,02,100	-	11,75,920		6,44,292	30,630	6,74,922	5,00,998
28	STP (WIP)	43,26,772	8,04,180	-	-	51,30,952	0%	-	-	-	51,30,952
29	BUILDING-INDOOR STADIUM	1,15,200	71,22,244	-	72,37,444.00	-	0%	-	-	-	-
	[F]	44,41,972	79,26,424	-	72,37,444	51,30,952	-	-	-	-	51,30,952
	TOTAL [A TO F]	29,91,63,738	93,52,429	84,11,202	73,17,444	30,96,09,925		2,97,82,546	4,46,085	3,02,28,631	27,93,81,294

JAWAHARLAL COLLEGE OF ENGINEERING AND TECHNOLOGY, KERALA
SCHEDULES ANNEXED TO INCOME AND EXPENDITURE ACCOUNT

Particulars	Year ended	Year ended
	31.03.2017	31.03.2016
	(Rupees)	(Rupees)
Schedule -9		
<u>OTHER INCOME</u>		
(a) Hostel Fee	94,94,831	78,66,517
(b) Mess Fee	1,50,74,759	1,63,34,782
(c) Bus Fee	82,62,669	87,43,585
(d) Miscellaneous Income	86,77,447	1,08,69,746
(e) Technical Services	11,48,818	7,27,665
(f) Rent Received	3,60,000	3,60,000
(g) Sundry Creditors Written off	1,71,419	3,308
Total	4,31,89,943	4,49,05,603
Schedule - 10		
<u>EMPLOYEES BENEFITS</u>		
(a) Salary	6,56,35,571	6,14,12,811
(b) EPF Contribution	10,36,195	8,85,016
(c) ESI Contribution	3,70,138	2,29,175
(d) Staff Welfare	3,36,925	36,522
Total	6,73,78,829	6,25,63,524
Schedule - 11		
<u>STUDENTS WELFARE</u>		
(a) Student transportation	1,15,95,589	88,50,874
(b) Faculty Training Programme	-	50,023
(c) Seminar and Festival Expenses	33,168	1,88,291
(d) Other Expenses	6,65,583	1,03,237
(e) Placement Expenses	7,25,545	1,09,955
(f) Training Programme	8,60,741	23,83,124
(g) Mess Expenses	95,27,434	95,48,664
(h) Awards & Prizes	-	4,53,800
(i) Nehru Vignjan Scholarship	40,000	5,40,000
(j) Sports Expenses	99,508	44,540
(k) Students Amenities	-	73,101
	2,35,47,568	2,23,45,609

JAWAHARLAL COLLEGE OF ENGINEERING AND TECHNOLOGY, KERALA
SCHEDULES ANNEXED TO INCOME AND EXPENDITURE ACCOUNT

Particulars	Year ended	Year ended
	31.03.2017	31.03.2016
	(Rupees)	(Rupees)
Schedule - 12		
<u>REPAIRS AND MAINTENANCE</u>		
(a) AMC Charges	1,17,651	3,16,464
(b) Garden Maintenance	3,03,953	3,10,319
(c) Generator Maintenance	51,127	28,100
(d) House Keeping Charges	10,77,486	7,14,000
(e) Vehicle Maintenance	5,15,978	6,75,715
(f) Other Maintenance	27,95,421	33,60,121
(g) Computer Maintenance	97,250	1,11,122
(h) Building Maintenance	15,69,028	30,78,351
	65,27,894	85,94,192
Schedule - 13		
<u>POWER AND FUEL</u>		
(a) Electricity/ HT Charges	33,32,452	28,81,216
(b) Generator Fuel Charges	1,86,293	1,79,212
	35,18,745	30,60,428
Schedule - 14		
<u>APPLICATION AND AFFILIATION FEES</u>		
(a) University Affiliation Fee	23,20,000	1,20,000
(b) University Application Fee	25,000	9,04,623
(c) University Exam Fee	4,40,000	11,46,623
(d) University Sports Affiliation Fee	2,16,750	1,44,500
(e) University Union Fee	3,37,400	72,250
(f) AICTE-Fee	2,50,000	4,00,000
	35,89,150	27,87,996
Schedule - 15		
<u>GENERAL EXPENSES</u>		
(a) Office and Other Expenses	1,64,698	2,86,998
(b) Lab Consumables	1,07,419	2,29,737
(c) Travelling Expenses	6,30,051	4,52,329
(d) Membership Fee	-	1,81,300
(e) Rent	1,17,000	1,16,500
(f) Security Charges	7,07,601	6,61,633
(g) Insurance Charges	5,20,263	4,38,628
(h) Consultation Fee	1,49,100	5,000
(i) Charity and Donation	-	5,001
(j) ISO Certification	11,500	6,742
(k) Rates And Taxes	5,52,991	9,68,912
(l) Interest paid	-	166
Total	29,60,623	33,52,946

JAWAHARLAL COLLEGE OF ENGINEERING AND TECHNOLOGY, KERALA
SCHEDULES ANNEXED TO INCOME AND EXPENDITURE ACCOUNT

Particulars	Year ended	Year ended
	31.03.2017	31.03.2016
	(Rupees)	(Rupees)
Schedule - 16		
<u>INTEREST AND BANK CHARGES</u>		
(a) Bank Charges	8,499	8,912
(b) Interest on Vehicle Loan	2,06,613	3,66,035
	2,15,112	3,74,947