



JAWAHARLAL COLLEGE OF ENGINEERING AND TECHNOLOGY, KERALA
BALANCE SHEET

Particulars	Schedule	As at	
		31.03.2018	31.03.2017
		₹	₹
1 SOURCE OF FUNDS			
[1] CAPITAL			
Capital	1	49,73,28,275	50,42,91,729
[2] SECURED LOAN	2	3,66,646	12,43,290
[3] CURRENT LIABILITIES			
(a) Sundry Creditors	3	36,27,499	29,59,459
(b) Other Liabilities	4	1,82,20,191	2,36,32,717
		2,18,47,690	2,65,92,176
Total		51,95,42,611	53,21,27,194
2 APPLICATION OF FUNDS			
[1] FIXED ASSETS	5	25,26,21,197	27,93,81,294
[2] TRUST ACCOUNT		24,96,51,824	23,01,09,480
[3] CURRENT ASSETS, LOANS AND ADVANCES			
(a) Sundry Debtors	6	85,89,831	1,60,36,867
(b) Cash & Bank Balances	7	80,16,747	59,76,310
(c) Loans and Advances	8	6,63,011	6,23,243
		1,72,69,589	2,26,36,420
Total		51,95,42,611	53,21,27,194

As per our report of even date annexed
For Bindu Suresh Kumar & Associates
Chartered Accountants


For and on behalf of the Trust


E. Sureshkumar
Partner M.No: 05520


Managing Trustee



Place: Coimbatore
Date: 14.08.2018





JAWAHARLAL COLLEGE OF ENGINEERING AND TECHNOLOGY, KERALA
INCOME & EXPENDITURE ACCOUNT

Particulars	Schedule	Year Ended	
		31.03.2018	31.03.2017
		(Rupees)	(Rupees)
INCOME			
(a) Fees Received		9,56,76,110	14,10,43,420
(b) Other Income	9	2,13,68,092	4,31,89,943
(c) Interest Received		10,99,399	9,54,886
A Total Income (a to c)		11,81,43,601	18,51,88,249
EXPENSES			
(a) Employee Benefits	10	5,52,34,948	6,73,78,829
(b) Students Welfare	11	2,61,16,719	2,35,47,568
(c) Advertisement Charges		-	3,860
(d) Repairs & Maintenance	12	62,11,423	65,27,894
(e) Printing and Stationery		3,02,269	4,45,392
(f) Power & Fuel	13	29,66,717	35,18,745
(g) Application and Affiliation Fees	14	16,59,600	35,89,150
(h) Communication Expenses		14,59,153	9,91,951
(i) Subscription and Periodicals		8,27,783	11,69,250
(j) General Expenses	15	27,65,507	29,60,623
(k) Interest and Bank Charges	16	96,025	2,15,112
(l) Depreciation		2,74,66,910	3,02,28,631
B Total Expenditure (a to l)		12,51,07,054	14,05,77,005
EXCESS OF INCOME OVER EXPENDITURE (A-B)		(69,63,453)	4,46,11,244

As per our report of even date annexed
For Bindu Suresh Kumar & Associates
Chartered Accountants

For and on behalf of the Trust


E. Sureshkumar
Partner M.No: 55395




Managing Trustee



Trustee

Place: Coimbatore
Date : 14.08.2018

JAWAHARLAL COLLEGE OF ENGINEERING AND TECHNOLOGY, KERALA
SCHEDULES ANNEXED TO BALANCE SHEET

Particulars		As at	
		31.03.2018	31.03.2017
		₹	₹
<u>Schedule - 1</u>			
<u>CAPITAL</u>			
(a)	Opening Balance	50,42,91,729	45,96,80,485
	Add : Excess of Income over Expenditure	(69,63,453)	4,46,11,244
	Total	49,73,28,275	50,42,91,729
<u>Schedule - 2</u>			
<u>SECURED LOAN</u>			
(a)	ICICI BANK Ltd. CV Loans	-	1,02,466
(b)	ICICI BANK Ltd. CV Loans	-	81,257
(c)	ICICI BANK Ltd. CV Loans	1,83,323	5,29,783
(d)	ICICI BANK Ltd. CV Loans	1,83,323	5,29,783
	Total	3,66,646	12,43,290
<u>Schedule - 3</u>			
<u>SUNDRY CREDITORS</u>			
	Total	36,27,499	29,59,459
<u>Schedule - 4</u>			
<u>OTHER LIABILITIES</u>			
(a)	Salary Payable	33,81,101	46,41,932
(b)	ESI Contribution Payable	59,753	68,359
(c)	EPF Contribution Payable	1,87,313	2,34,063
(d)	Electricity Payable	2,89,723	3,68,190
(e)	Caution Deposit	1,11,91,432	1,79,11,432
(f)	SC-ST Scholarship	-	3,012
(g)	EMD And Retention	30,10,869	1,66,383
(h)	Canteen Deposit	1,00,000	1,00,000
(i)	NSS Account	-	1,39,346
	Total	1,82,20,191	2,36,32,717
<u>Schedule - 5</u>			
<u>FIXED ASSETS</u>			
(a)	Gross Block	28,00,88,107	30,96,09,925
	Less : Depreciation	2,74,66,910	3,02,28,631
	Total	25,26,21,197	27,93,81,294
<u>Schedule - 6</u>			
<u>SUNDRY DEBTORS</u>			
(a)	Fees Recievable	85,62,831	1,60,09,867
(b)	Rent Recievable	27,000	27,000
		85,89,831	1,60,36,867

JAWAHARLAL COLLEGE OF ENGINEERING AND TECHNOLOGY

SCHEDULE - 5- FIXED ASSETS AS ON 31.03.2018

SL NO	ASSETS	WDV AS ON 01.04.2017	ADDITIONS		DEDUCTIONS	TOTAL	RATE	DEPRECIATION			WDV AS ON 31.03.2018
			BEFORE SEP	AFTER SEP				UPTO SEP	AFTER SEP	TOTAL	
1	LAND	78,97,781	-	-	-	78,97,781	-	-	-	-	78,97,781
	[A]	78,97,781	-	-	-	78,97,781	-	-	-	-	78,97,781
2	BUILDINGS										
	BUILDING-JCET	18,78,18,765	-	-	-	18,78,18,765	10%	1,87,81,877	-	1,87,81,877	16,90,36,888
	BUILDING-JCET-BOYS HOSTEL	2,70,31,071	-	-	-	2,70,31,071	10%	27,03,107	-	27,03,107	2,43,27,964
	BUILDING-INDOOR STADIUM	68,75,572	-	-	-	68,75,572	10%	6,87,557	-	6,87,557	61,88,015
	[B]	22,17,25,408	-	-	-	22,17,25,408	0.30	2,21,72,541	-	2,21,72,541	19,95,52,867
3	ROAD	21,51,280	-	-	-	21,51,280	10%	2,15,128	-	2,15,128	19,36,152
	[C]	21,51,280	-	-	-	21,51,280	0.10	2,15,128	-	2,15,128	19,36,152
4	AIR CONDITIONER	24,01,003	-	-	-	24,01,003	10%	2,40,100	-	2,40,100	21,60,903
5	CASH COUNTING MACHINE	8,201	-	-	-	8,201	10%	820	-	820	7,381
6	CCTV SYSTEM	2,10,190	1,22,867	-	-	3,33,057	10%	33,306	-	33,306	2,99,751
7	ELECTRICAL FITTINGS	27,22,824	4,900	-	-	27,27,724	10%	2,72,772	-	2,72,772	24,54,952
8	EPABX	3,84,642	-	-	-	3,84,642	10%	38,464	-	38,464	3,46,178
9	FIRE AND SAFETY EQUIPMENTS	13,12,495	-	-	-	13,12,495	10%	1,31,250	-	1,31,250	11,81,245
10	FURNITURE	1,09,72,278	1,91,550	-	-	1,11,63,828	10%	11,16,383	-	11,16,383	1,00,47,445
11	LAB EQUIPMENTS	86,97,170	57,750	1,37,993	-	88,92,913	10%	8,75,492	6,900	8,82,392	80,10,521
12	LIBRARY BOOKS	56,97,799	650	14,253	-	57,12,702	10%	5,69,845	713	5,70,558	51,42,144
13	LCD PROJECTOR	1,05,372	-	-	-	1,05,372	10%	10,537	-	10,537	94,835
14	LIFT	11,97,000	-	-	-	11,97,000	10%	1,19,700	-	1,19,700	10,77,300
15	OFFICE EQUIPMENTS	4,31,410	-	-	-	4,31,410	10%	43,141	-	43,141	3,88,269
16	PA SYSTEMS	41,367	57,428	3,062	-	1,01,857	10%	9,880	153	10,033	91,824
17	REFRIGERATOR	16,228	-	-	-	16,228	10%	1,623	-	1,623	14,605
18	TRANSFORMER	32,749	-	-	-	32,749	10%	3,275	-	3,275	29,474
19	TELEVISION	1,33,000	-	-	-	1,33,000	10%	13,300	-	13,300	1,19,700
20	WATER PURIFIERS	2,14,494	52,000	-	-	2,66,494	10%	26,649	-	26,649	2,39,845
21	XEROX MACHINE	1,09,860	-	56,680	-	1,66,540	10%	10,986	2,834	13,820	1,52,720
22	SEWAGE WATER PLANT	-	-	51,30,952	-	51,30,952	10%	-	2,56,548	2,56,548	48,74,404
	[D]	3,46,88,082	4,87,145	53,42,940	-	4,05,18,167	-	35,17,523	2,67,148	37,84,671	3,67,33,496
22	AIR CRAFT	1,19,879	-	-	-	1,19,879	15%	17,982	-	17,982	1,01,897
23	GENERATOR	8,84,702	-	-	-	8,84,702	15%	1,32,705	-	1,32,705	7,51,997
24	MACHINERY AND TOOLS	7,97,898	7,680	-	-	8,05,578	15%	1,20,837	-	1,20,837	6,84,741
25	MOTOR VEHICLE	47,61,283	-	-	-	47,61,283	15%	7,14,192	-	7,14,192	40,47,091
26	PRINTER	88,071	-	-	-	88,071	15%	13,211	-	13,211	74,860
27	UPS	6,34,960	-	-	-	6,34,960	15%	95,244	-	95,244	5,39,716
	[E]	72,86,793	7,680	-	-	72,94,473	-	10,94,171	-	10,94,171	62,00,302
28	COMPUTER	5,00,998	-	-	-	5,00,998	40%	2,00,399	-	2,00,399	3,00,599
	[F]	5,00,998	-	-	-	5,00,998	-	2,00,399	-	2,00,399	3,00,599
29	STP (WIP)	51,30,952	-	-	51,30,952	-	-	-	-	-	-
30	BUILDING-INDOOR STADIUM	-	-	-	-	-	-	-	-	-	-
	[G]	51,30,952	-	-	51,30,952	-	-	-	-	-	-
	TOTAL [A TO G]	27,93,81,294	4,94,825	53,42,940	51,30,952	28,00,88,107	0.40	2,71,99,762	2,67,148	2,74,66,910	25,26,21,197

JAWAHARLAL COLLEGE OF ENGINEERING AND TECHNOLOGY, KERALA
SCHEDULES ANNEXED TO BALANCE SHEET

Particulars		As at	
		31.03.2018	31.03.2017
		₹	₹
<u>Schedule - 7</u>			
<u>CASH & BANK BALANCES</u>			
(a)	Cash in Hand	2,28,026	2,44,767
	<u>Bank Account</u>		
	<u>In Savings Bank Account</u>		
(b)	Dhanlaxmi Bank [SB-171421]	1,32,192	29,45,248
	Union Bank Of India-NSS	9,298	84,308
	<u>In Current Bank Account</u>		
(c)	State Bank of India, Ottapalam	90,512	2,12,592
(d)	State Bank of India, Ottapalam -(SC/OEC)	45,70,378	3,94,356
(e)	State Bank of India, Ottapalam - [NSS]	58,708	1,41,167
(f)	Syndicate Bank , Coimbatore	4,53,579	4,53,873
	<u>In Fixed Deposits Account</u>		
	<u>Deposits under lien</u>		
(g)	State Bank of India - AICTE	24,74,055	15,00,000
	Total	80,16,747	59,76,310
<u>Schedule - 8</u>			
<u>DEPOSITS, LOANS AND ADVANCES</u>			
	<u>Advance To Suppliers</u>		
(a)	Prepaid Expenses	20,830	-
(h)	Rent Advance	-	21,000
(i)	RV Aluminium Fabrication	-	15,000
(j)	Salary Advance	29,000	-
(m)	NSS Account	25,498	
	<u>Security Deposit</u>		
(a)	Gas Deposit	4,000	4,000
(b)	EB/HT Deposit	5,83,683	5,83,243
	Total	6,63,011	6,23,243

JAWAHARLAL COLLEGE OF ENGINEERING AND TECHNOLOGY, KERALA
SCHEDULES ANNEXED TO INCOME AND EXPENDITURE ACCOUNT

Particulars	Year ended	
	31.03.2018	31.03.2017
Schedule -9		
<u>OTHER INCOME</u>		
(a) Hostel Fee	1,06,42,660	2,45,69,590
(b) Transportation Fee	57,23,299	82,62,669
(c) Other Fees	41,14,495	86,77,447
(d) Technical Services	2,82,638	11,48,818
(e) Rent Received	6,05,000	3,60,000
(f) Sundry Creditors Written off	-	1,71,419
Total	2,13,68,092	4,31,89,943
Schedule - 10		
<u>EMPLOYEES BENEFITS</u>		
(a) Salary	5,37,45,977	6,56,35,571
(b) EPF Contribution	10,33,414	10,36,195
(c) ESI Contribution	4,51,228	3,70,138
(d) Staff Welfare	4,329	3,36,925
Total	5,52,34,948	6,73,78,829
Schedule - 11		
<u>STUDENTS WELFARE</u>		
(a) Student transportation	1,52,19,927	1,15,95,589
(b) Seminar and Festival Expenses	-	33,168
(c) Other Expenses	12,48,318	6,65,583
(d) Placement Expenses	1,33,350	7,25,545
(e) Training Programme	2,57,318	8,60,741
(f) Mess Expenses	84,24,575	95,27,434
(g) Nehru Vignjan Scholarship	7,50,000	40,000
(h) Sports Expenses	83,231	99,508
Total	2,61,16,719	2,35,47,568
Schedule - 12		
<u>REPAIRS AND MAINTENANCE</u>		
(a) AMC Charges	2,32,922	1,17,651
(b) Garden Maintenance	2,40,856	3,03,953
(c) Generator Maintenance	12,682	51,127
(d) House Keeping Charges	17,85,580	10,77,486
(e) Vehicle Maintenance	3,11,336	5,15,978
(f) Other Maintenance	20,19,866	27,95,421
(g) Computer Maintenance	4,396	97,250
(h) Building Maintenance	2,16,585	15,69,028
(i) Water Expenses	13,87,200	-
Total	62,11,423	65,27,894

JAWAHARLAL COLLEGE OF ENGINEERING AND TECHNOLOGY, KERALA
SCHEDULES ANNEXED TO INCOME AND EXPENDITURE ACCOUNT

Particulars	Year ended	Year ended
	31.03.2018	31.03.2017
	(Rupees)	(Rupees)
Schedule - 13		
<u>POWER AND FUEL</u>		
(a) Electricity/ HT Charges	28,10,871	33,32,452
(b) Generator Fuel Charges	1,55,846	1,86,293
	29,66,717	35,18,745
Schedule - 14		
<u>APPLICATION AND AFFILIATION FEES</u>		
(a) University Affiliation Fee	11,77,000	23,20,000
(b) University Application Fee	-	25,000
(c) University Exam Fee	-	4,40,000
(d) University Sports Affiliation Fee	1,02,000	2,16,750
(e) University Union Fee	30,600	3,37,400
(f) AICTE-Fee	3,50,000	2,50,000
	16,59,600	35,89,150
Schedule - 15		
<u>GENERAL EXPENSES</u>		
(a) Office and Other Expenses	91,102	1,64,698
(b) Lab Consumables	33,266	1,07,419
(c) Travelling Expenses	4,15,168	6,30,051
(d) Debtors Written off	75,000	-
(e) Rent	37,400	1,17,000
(f) Security Charges	9,03,103	7,07,601
(g) Insurance Charges	5,67,515	5,20,263
(h) Consultation Fee	58,910	1,49,100
(i) ISO Certification	30,680	11,500
(j) Rates And Taxes	5,41,878	5,52,991
(k) Interest paid	11,485	-
Total	27,65,507	29,60,623
Schedule - 16		
<u>INTEREST AND BANK CHARGES</u>		
(a) Bank Charges	9,474	8,499
(b) Interest on Vehicle Loan	86,552	2,06,613
	96,025	2,15,112