


**JAWAHARLAL COLLEGE OF ENGINEERING AND TECHNOLOGY, KERALA
BALANCE SHEET**

	Particulars	Schedule	As at	
			31.03.2021	31.03.2020
			₹	₹
1	<u>SOURCE OF FUNDS</u>			
	[1] <u>CAPITAL</u>			
	Capital	1	44,56,20,295	46,15,56,881
	[2] <u>CURRENT LIABILITIES</u>			
	(a) Sundry Creditors	2	69,53,455	20,12,177
	(b) Other Liabilities	3	1,12,72,364	1,13,21,570
			1,82,25,819	1,33,33,747
	Total		46,38,46,114	47,48,90,628
2	<u>APPLICATION OF FUNDS</u>			
	[1] <u>FIXED ASSETS</u>	4	19,77,64,234	20,61,47,198
	[2] <u>TRUST ACCOUNT</u>		24,67,51,584	25,50,64,893
	[3] <u>CURRENT ASSETS, LOANS AND ADVANCES</u>			
	(a) Sundry Debtors	5	1,42,55,764	83,63,010
	(b) Cash & Bank Balances	6	37,87,433	45,64,623
	(c) Loans and Advances	7	12,87,099	7,50,905
			1,93,30,296	1,36,78,538
	Total		46,38,46,114	47,48,90,628

As per our report of even date annexed
For Bindu Suresh Kumar & Associates
Chartered Accountants

For and on behalf of the Trust



E.Sureshkumar
Partner M.No:055395

Managing Trustee

Trustee


Place: Coimbatore
Date : 06.10.2021


**JAWAHARLAL COLLEGE OF ENGINEERING AND TECHNOLOGY, KERALA
INCOME & EXPENDITURE ACCOUNT**

Particulars		Schedule	Year Ended	
			31.03.2021	31.03.2020
			₹	₹
INCOME				
(a)	Fees Received		5,11,78,701	6,34,96,572
(b)	Other Income	8	19,49,832	1,15,82,164
(c)	Interest Received		1,06,651	95,415
A	Total Income (a to c)		5,32,35,184	7,51,74,151
EXPENSES				
(a)	Employee Benefits	9	2,82,42,843	3,73,27,089
(b)	Students Welfare	10	57,50,650	1,73,41,434
(c)	Advertisement Charges		6,77,854	3,53,079
(d)	Repairs & Maintenance	11	63,72,059	48,99,124
(e)	Printing and Stationery		2,99,927	4,81,436
(f)	Power & Fuel	12	19,42,212	27,41,741
(g)	Application and Affiliation Fees	13	4,95,805	4,16,500
(h)	Communication Expenses		6,00,396	7,96,504
(i)	Subscription and Periodicals		3,94,207	4,10,466
(j)	General Expenses	14	36,81,178	79,80,227
(k)	Interest and Bank Charges	15	16,176	9,673
(l)	Depreciation		2,06,98,463	2,22,73,625
B	Total Expenditure (a to l)		6,91,71,770	9,50,30,898
EXCESS OF EXPENDITURE OVER INCOME (A-B)			1,59,36,586	1,98,56,747

As per our report of even date annexed
For Bindu Suresh Kumar & Associates
Chartered Accountants

For and on behalf of the Trust


E. Sureshkumar
Partner M.No: 055395




Managing Trustee



Place: Coimbatore
Date : 06.10.2021

Trustee

**JAWAHARLAL COLLEGE OF ENGINEERING AND TECHNOLOGY, KERALA
SCHEDULES ANNEXED TO BALANCE SHEET**

Particulars		As at	
		31.03.2021	31.03.2020
		₹	₹
Schedule - 1			
CAPITAL			
(a)	Opening Balance	46,15,56,881	48,14,13,628
	Less : Excess of Expenditure over Income	(1,59,36,586)	(1,98,56,747)
	Total	44,56,20,295	46,15,56,881
Schedule - 2			
SUNDRY CREDITORS			
	Total	69,53,455	20,12,177
		69,53,455	20,12,177
Schedule - 3			
OTHER LIABILITIES			
(a)	Salary Payable	26,12,194	20,71,813
(b)	ESI Contribution Payable	24,611	32,017
(c)	EPF Contribution Payable	1,14,891	1,65,592
(d)	Electricity Payable	2,12,148	4,25,504
(e)	Caution Deposit	65,29,130	73,85,130
(f)	EMD And Retention	15,57,906	11,72,069
(g)	GST Payable	8,484	69,445
(h)	Other Liabilities	2,13,000	-
	Total	1,12,72,364	1,13,21,570
Schedule - 4			
FIXED ASSETS			
(a)	Gross Block	21,84,62,697	22,84,20,823
	Less : Depreciation	2,06,98,463	2,22,73,625
	Total	19,77,64,234	20,61,47,198
Schedule - 5			
SUNDRY DEBTORS			
(a)	Fees Receivable	1,41,55,035	81,92,601
(b)	Rent Receivable	27,000	27,000
(c)	Core Integra Consulting Services Pvt.Ltd.	73,729	1,43,409
		1,42,55,764	83,63,010

JAWAHARLAL COLLEGE OF ENGINEERING AND TECHNOLOGY

SCHEDULE - 4- FIXED ASSETS AS ON 31.03.2021

SL NO	ASSETS	WDV AS ON 01.04.2020	ADDITIONS		DEDUCTIONS	TOTAL	RATE	DEPRECIATION			WDV AS ON 31.03.2021
			UPTO SEP	AFTER SEP				UPTO SEP	AFTER SEP	TOTAL	
1	LAND	78,97,781	-	-	-	78,97,781	-	-	-	-	78,97,781
	[A]	78,97,781	-	-	-	78,97,781	-	-	-	-	78,97,781
2	BUILDINGS										
	BUILDING-JCET	13,81,78,619	3,13,473	96,35,702	-	14,81,27,794	10%	1,38,49,209	4,81,785	1,43,30,994	13,37,96,800
	BUILDING-JCET-BOYS HOSTEL	1,97,05,651	-	9,66,520	-	2,06,72,171	10%	19,70,565	48,326	20,18,891	1,86,53,280
	ROAD	15,68,283	-	9,33,852	-	25,02,135	10%	1,56,828	46,693	2,03,521	22,98,614
	BUILDING-INDOOR STADIUM	50,12,292	-	-	-	50,12,292	10%	5,01,229	-	5,01,229	45,11,063
	[B]	16,44,64,845	3,13,473	1,15,36,074	-	17,63,14,392	-	1,64,77,831	5,76,804	1,70,54,635	15,92,59,757
3	AIR CONDITIONER	17,50,332	-	-	-	17,50,332	10%	1,75,033	-	1,75,033	15,75,299
4	CASH COUNTING MACHINE	5,979	-	-	-	5,979	10%	598	-	598	5,381
5	CCTV SYSTEM	2,59,003	-	-	-	2,59,003	10%	25,900	-	25,900	2,33,103
6	ELECTRICAL FITTINGS	20,19,196	-	27,430	-	20,46,626	10%	2,01,920	1,372	2,03,292	18,43,334
7	EPABX	2,80,404	-	-	-	2,80,404	10%	28,040	-	28,040	2,52,364
8	FIRE AND SAFETY EQUIPMENTS	9,56,808	-	11,424.00	-	9,68,232	10%	95,681	571	96,252	8,71,980
9	FURNITURE	82,11,176	-	65,840.00	-	82,77,016	10%	8,21,118	3,292	8,24,410	74,52,606
10	LAB EQUIPMENTS	65,73,334	-	-	-	65,73,334	10%	6,57,333	-	6,57,333	59,16,001
11	LIBRARY BOOKS	44,43,378	-	34,967.00	-	44,78,345	10%	4,44,338	1,748	4,46,086	40,32,259
12	LCD PROJECTOR	76,816	-	1,17,791.00	-	1,88,607	10%	7,682	5,590	13,272	1,75,335
13	LIFT	8,72,613	-	-	-	8,72,613	10%	87,261	-	87,261	7,85,352
14	OFFICE EQUIPMENTS	3,62,959	-	-	-	3,62,959	10%	36,296	-	36,296	3,26,663
15	PA SYSTEMS	74,378	-	1,65,000.00	-	2,39,378	10%	7,438	8,250	15,688	2,23,690
16	REFRIGERATOR	11,830	-	-	-	11,830	10%	1,183	-	1,183	10,647
17	TRANSFORMER	1,12,794	-	-	-	1,12,794	10%	11,279	-	11,279	1,01,515
18	TELEVISION	96,957	-	-	-	96,957	10%	9,696	-	9,696	87,261
19	WATER PURIFIERS	2,43,774	-	-	-	2,43,774	10%	24,377	-	24,377	2,19,397
20	XEROX MACHINE	1,80,403	-	-	-	1,80,403	10%	18,040	-	18,040	1,62,363
21	SEWAGE WATER PLANT	41,69,164	-	-	-	41,69,164	10%	4,16,916	-	4,16,916	37,52,248
	[C]	3,07,01,298	-	4,16,452	-	3,11,17,750	-	30,70,129	20,823	30,90,952	2,80,26,798
2	AIR CRAFT	73,620	-	-	-	73,620	15%	11,043	-	11,043	62,577
3	GENERATOR	5,43,317	-	-	-	5,43,317	15%	81,498	-	81,498	4,61,819

24	MACHINERY AND TOOLS	4,94,725	-	-	-	4,94,725	15%	74,209	-	74,209	4,20,516
25	MOTOR VEHICLE	11,87,666	-	-	10,000	11,77,666	15%	1,76,650	-	1,76,650	10,01,016
26	PRINTER	74,066	-	-	-	74,066	15%	11,110	-	11,110	62,956
27	UPS	3,89,945	-	-	-	3,89,945	15%	58,492	-	58,492	3,31,453
	[D]	27,63,339	-	-	10,000	27,53,339	-	4,13,002	-	4,13,002	23,40,337
28	COMPUTER	3,19,935	-	59,500	-	3,79,435	40%	1,27,974	11,900	1,39,874	2,39,561
	[E]	3,19,935	-	59,500	-	3,79,435	-	1,27,974	11,900	1,39,874	2,39,561
	TOTAL [A TO E]	20,61,47,198	3,13,473	1,20,12,026	10,000	21,84,62,697	-	2,00,88,936	6,09,527	2,06,98,463	19,77,64,234

JAWAHARLAL COLLEGE OF ENGINEERING AND TECHNOLOGY, KERALA
SCHEDULES ANNEXED TO INCOME AND EXPENDITURE ACCOUNT

Particulars		Year Ended	
		31.03.2021	31.03.2020
Schedule -8			
<u>OTHER INCOME</u>			
(a)	Hostel Fee	9,25,134	54,35,605
(b)	Bus Fee	3,00,539	47,71,674
(c)	Technical Services	3,49,159	8,25,055
(d)	Rent Received	3,75,000	3,60,000
(e)	Creditors written Off	-	-
(f)	Licence Fee	-	1,89,830.00
	Total	19,49,832	1,15,82,164
Schedule - 9			
<u>EMPLOYEES BENEFITS</u>			
(a)	Salary	2,71,12,066	3,60,19,679
(b)	EPF Contribution	6,30,259	8,08,520
(c)	ESI Contribution	1,94,097	2,89,202
(d)	Staff Welfare	61,625	2,09,688
(e)	Gratuity A/c.	2,44,796	-
	Total	2,82,42,843	3,73,27,089
Schedule - 10			
<u>STUDENTS WELFARE</u>			
(a)	Student transportation	6,20,485	1,00,65,745
(b)	Seminar and Festival Expenses	-	28,561
(c)	Other Expenses	75,176	3,09,371
(d)	Placement Expenses	5,424	16,438
(e)	Training Programme	2,80,000	3,50,000
(f)	Mess Expenses	11,87,605	44,62,674
(g)	Merit Scholarship A/c	24,07,000	19,52,000
(h)	Sports Expenses	15,779	82,177
(i)	Student Insurance	85,961	74,468
(j)	Fees Concession	10,73,220	-
	Total	57,50,650	1,73,41,434
Schedule - 11			
<u>REPAIRS AMD MAINTENANCE</u>			
(a)	AMC Charges	2,92,321	2,87,600
(b)	Garden Maintenance	5,80,366	4,32,343
(c)	Generator Maintenance	24,875	60,085
(d)	House Keeping Charges	10,67,301	15,31,382
(e)	Vehicle Maintenance	41,611	50,270
(f)	Other Maintenance	14,07,520	13,53,457
(g)	Computer Maintenance	3,47,964	61,588
(h)	Building Maintanace	26,10,101	11,22,399

JAWAHARLAL COLLEGE OF ENGINEERING AND TECHNOLOGY, KERALA
SCHEDULES ANNEXED TO INCOME AND EXPENDITURE ACCOUNT

Particulars		Year Ended	
		31.03.2021	31.03.2020
<u>Schedule - 12</u>			
<u>POWER AND FUEL</u>			
(a)	Electricity/ HT Charges	18,63,104	25,85,677
(b)	Generator Fuel Charges	79,108	1,56,064
Total		19,42,212	27,41,741
<u>Schedule - 13</u>			
<u>APPLICATION AND AFFILIATION FEES</u>			
(a)	University Affiliation Fee	21,000	53,500
(b)	University Sports Affiliation Fee	-	10,000
(c)	NBA Accreditation Fee	4,74,805	1,18,000
(d)	AICTE-Fee	-	2,35,000
Total		4,95,805	4,16,500
<u>Schedule - 14</u>			
<u>GENERAL EXPENSES</u>			
(a)	Office and Other Expenses	2,74,809	4,82,771
(b)	Lab Consumables	16,762	44,253
(c)	Travelling Expenses	1,11,391	2,23,076
(d)	Fees/Debtors written off	2,975	38,66,057
(e)	Rent	-	-
(f)	Security Charges	18,12,480	18,14,840
(g)	Insurance Charges	5,13,053	3,91,501
(h)	Consultation Fee	-	32,778
(i)	Legal Fee	5,000	-
(j)	ISO Certification	49,560	7,670
(k)	Rates And Taxes	5,42,129	9,86,731
(l)	Interest paid	12,089	-
(m)	Accreditation Expenses	3,40,930	1,30,550
Total		36,81,178	79,80,227
<u>Schedule - 15</u>			
<u>INTEREST AND BANK CHARGES</u>			
(a)	Bank Charges	16,176	9,673
Total		16,176	9,673